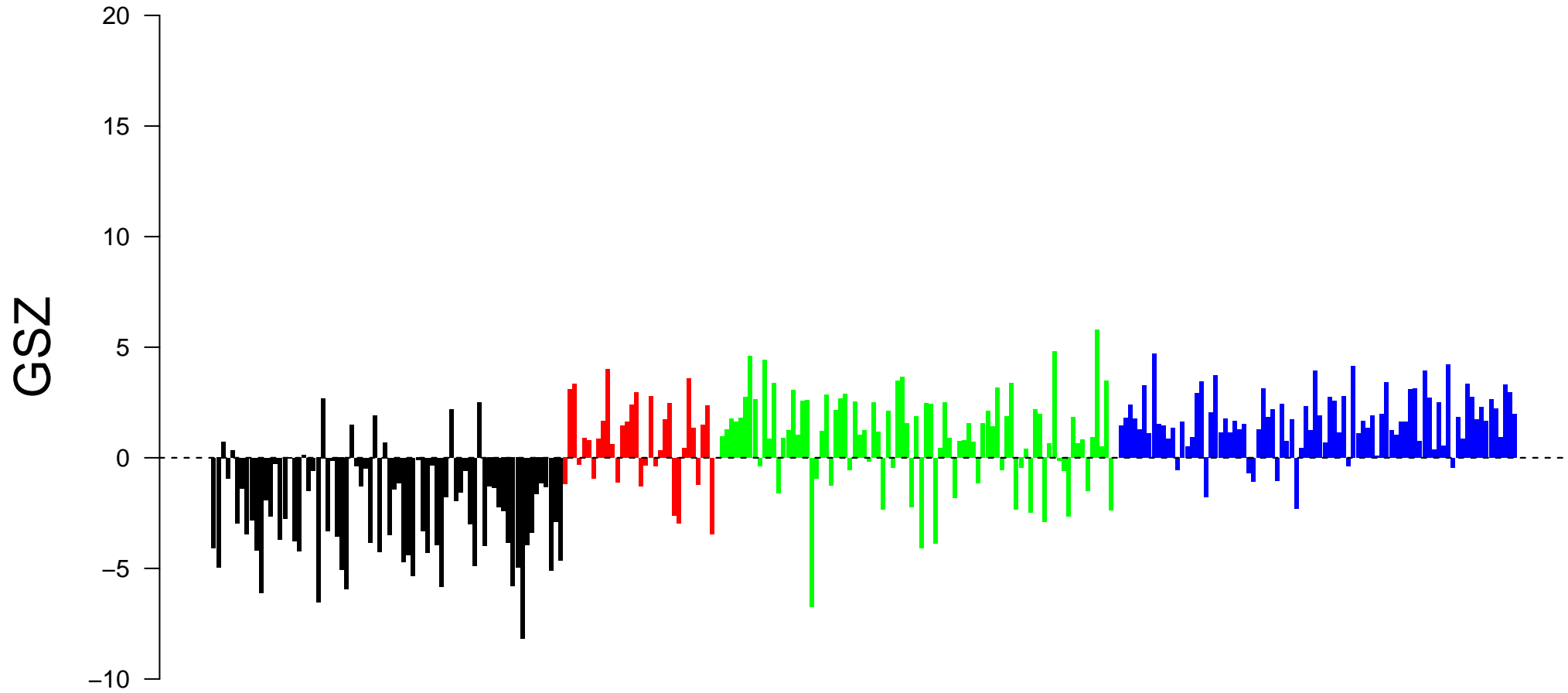
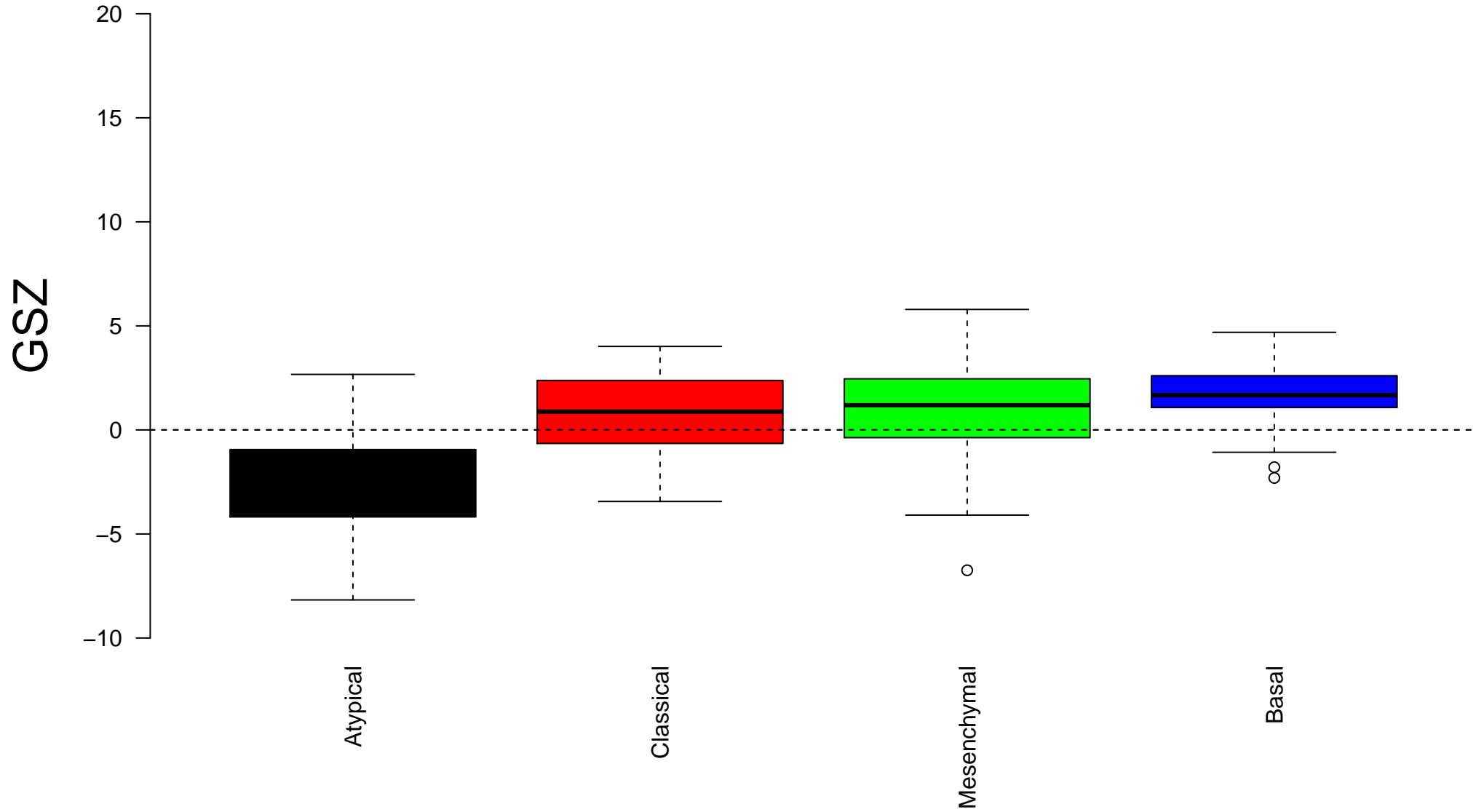



DORN_ADENOVIRUS_INFECTION_24HR_UP




DORN_ADENOVIRUS_INFECTION_24HR_UP




Enrichment in spots: DORN_ADENOVIRUS_INFECTION_24HR_UP




Expression of DORN_ADENOVIRUS_INFECTION_24HR_UP in Spot A




Expression of DORN_ADENOVIRUS_INFECTION_24HR_UP in Spot B




Expression of DORN_ADENOVIRUS_INFECTION_24HR_UP in Spot C




Expression of DORN_ADENOVIRUS_INFECTION_24HR_UP in Spot D




Expression of DORN_ADENOVIRUS_INFECTION_24HR_UP in Spot E




Expression of DORN_ADENOVIRUS_INFECTION_24HR_UP in Spot F




Expression of DORN_ADENOVIRUS_INFECTION_24HR_UP in Spot G




Expression of DORN_ADENOVIRUS_INFECTION_24HR_UP in Spot H




Expression of DORN_ADENOVIRUS_INFECTION_24HR_UP in Spot I




Expression of DORN_ADENOVIRUS_INFECTION_24HR_UP in Spot J




Expression of DORN_ADENOVIRUS_INFECTION_24HR_UP in Spot K




Expression of DORN_ADENOVIRUS_INFECTION_24HR_UP in Spot L



Expression of DORN_ADENOVIRUS_INFECTION_24HR_UP in Spot M



Expression of DORN_ADENOVIRUS_INFECTION_24HR_UP in Spot N



Expression of DORN_ADENOVIRUS_INFECTION_24HR_UP in Spot O

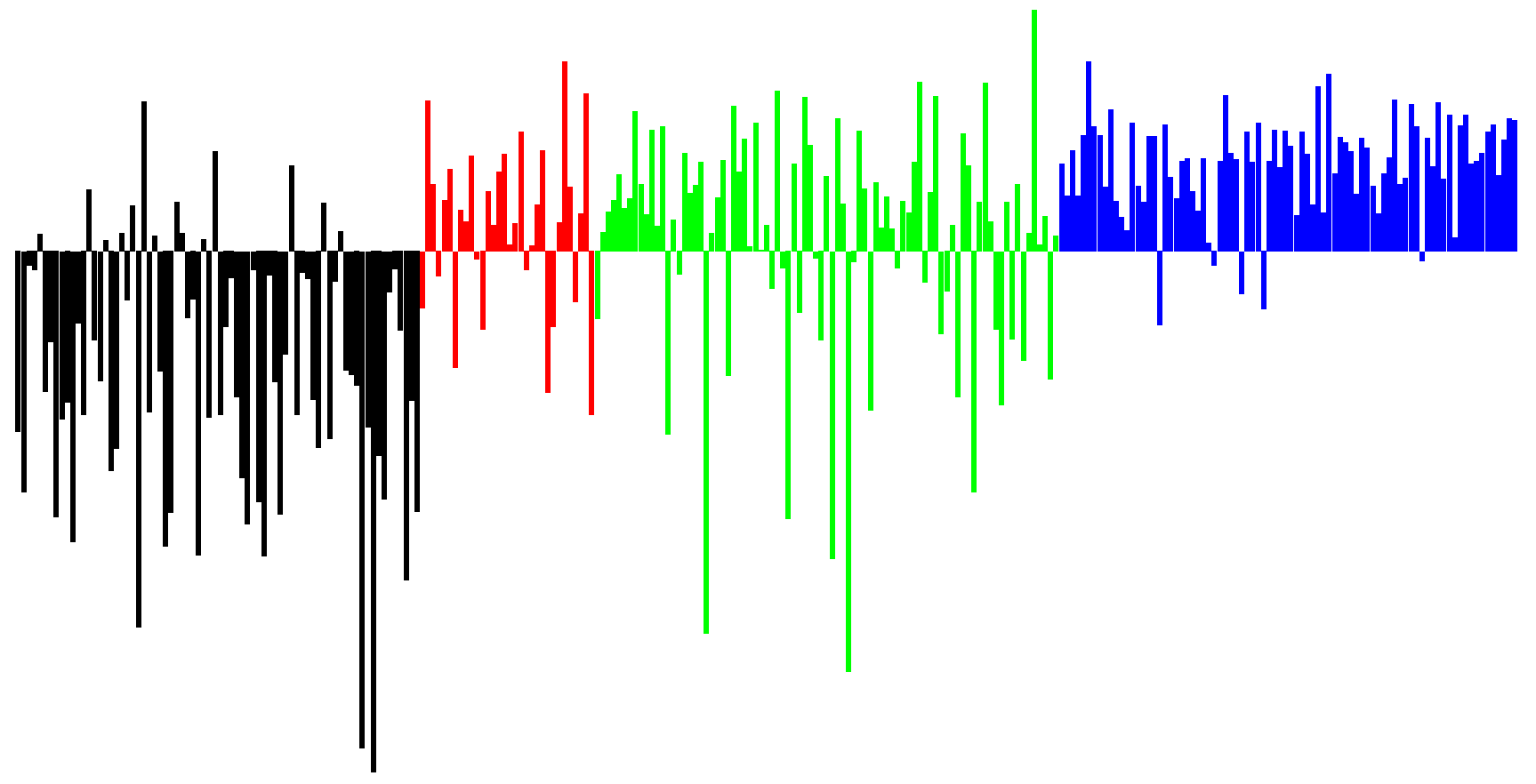
Δe

1


0

-1


-2



Expression of DORN_ADENOVIRUS_INFECTION_24HR_UP in Spot P



Expression of DORN_ADENOVIRUS_INFECTION_24HR_UP in Spot Q



Expression of DORN_ADENOVIRUS_INFECTION_24HR_UP in Spot R

